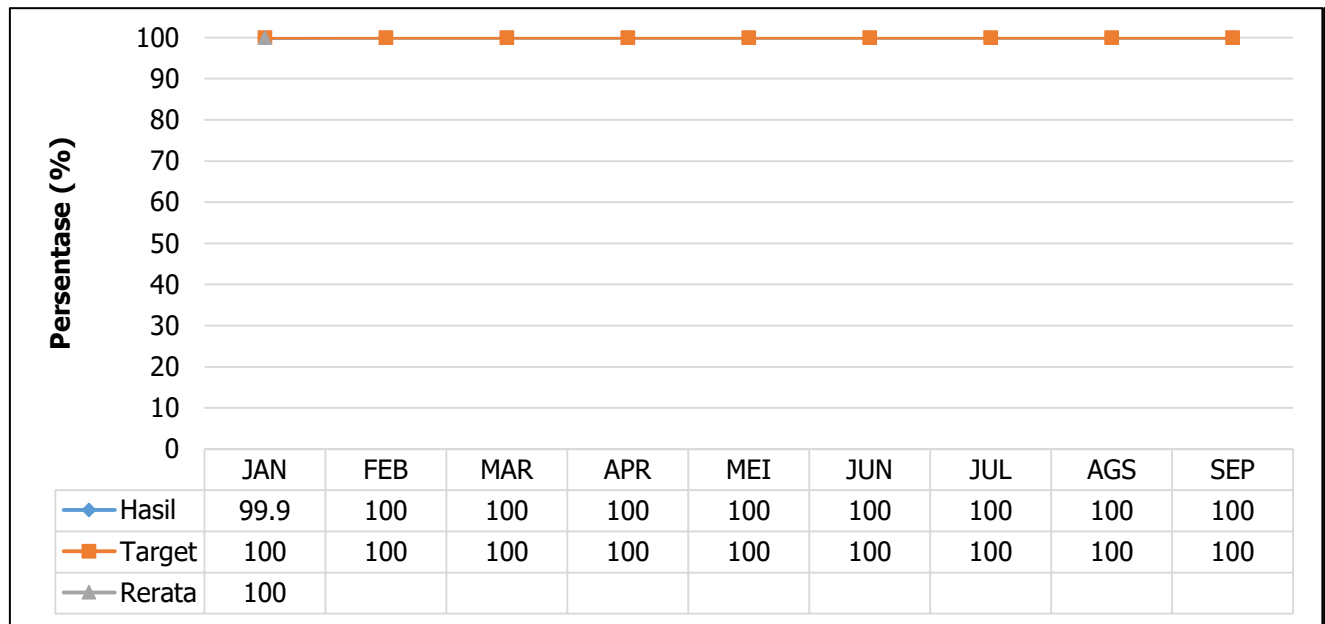


Angka kepatuhan identifikasi pasien

| | | | | | | | | | | | | |
|------------|---|-----|-----|-----|-----|-----|-----|-----|-----|-----|-----|-----|
| Formula | (Jumlah proses identifikasi pasien yang menggunakan barcode identitas pasien secara benar : Jumlah seluruh proses identifikasi pasien) x 100 % | | | | | | | | | | | |
| | JAN | FEB | MAR | APR | MEI | JUN | JUL | AGS | SEP | OKT | NOV | DES |
| Pencapaian | 99.9 | 100 | 100 | 100 | 100 | 100 | 100 | 100 | 100 | | | |
| Target (%) | 100 | 100 | 100 | 100 | 100 | 100 | 100 | 100 | 100 | | | |
| Rerata | 100 | | | | | | | | | | | |



| | |
|---------------------------------|--------------|
| HASIL CAPAIAN TRIWULAN I | 100 % |
|---------------------------------|--------------|

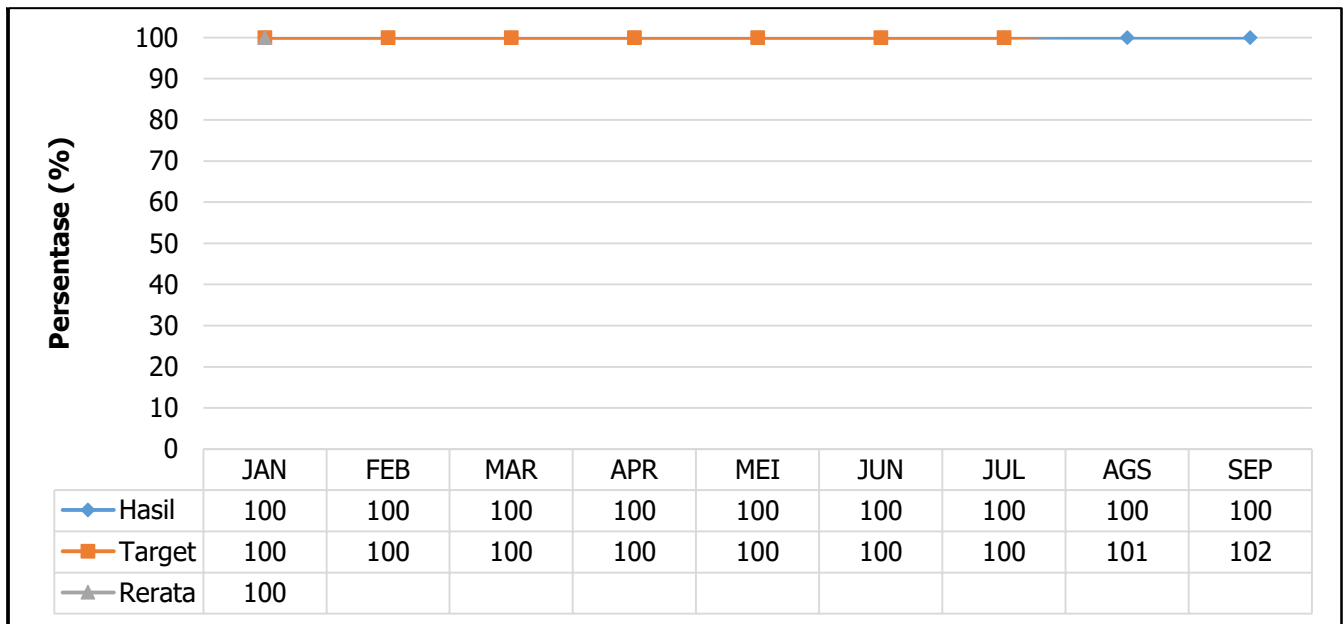
| | |
|----------------------------------|--------------|
| HASIL CAPAIAN TRIWULAN II | 100 % |
|----------------------------------|--------------|

| | |
|---------------------------------|--------------|
| HASIL CAPAIAN SEMESTER I | 100 % |
|---------------------------------|--------------|

| | |
|-----------------------------------|--------------|
| HASIL CAPAIAN TRIWULAN III | 100 % |
|-----------------------------------|--------------|

Angka kepatuhan melakukan SBAR

| | | | | | | | | | | | | |
|----------------|--|-----|-----|-----|-----|-----|-----|-----|-----|-----|-----|-----|
| Formulasi | (Jumlah proses layanan yang dilakukan menggunakan metode SBAR dengan benar sesuai SPO : Jumlah seluruh proses pelayanan dengan metode SBAR) x 100 % | | | | | | | | | | | |
| | JAN | FEB | MAR | APR | MEI | JUN | JUL | AGS | SEP | OKT | NOV | DES |
| Pencapaian | 100 | 100 | 100 | 100 | 100 | 100 | 100 | 100 | 100 | | | |
| Target (Menit) | 100 | 100 | 100 | 100 | 100 | 100 | 100 | 101 | 102 | | | |
| Rerata | 100 | | | | | | | | | | | |



| | |
|---------------------------------|--------------|
| HASIL CAPAIAN TRIWULAN I | 100 % |
|---------------------------------|--------------|

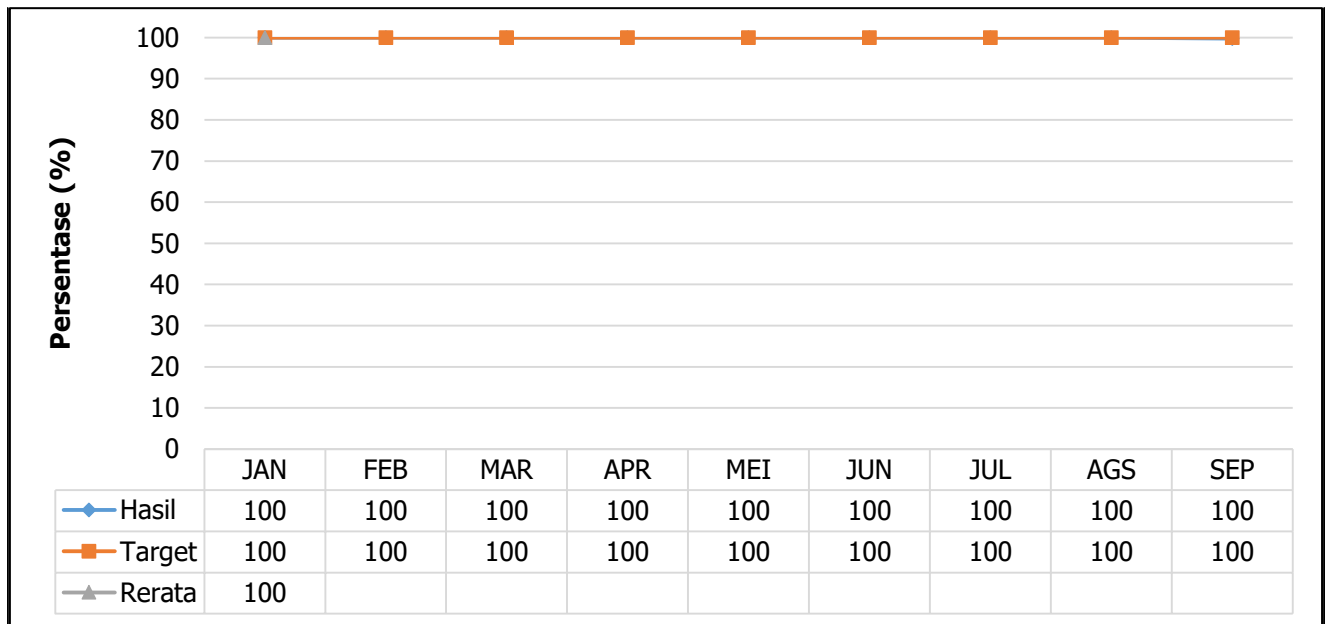
| | |
|----------------------------------|--------------|
| HASIL CAPAIAN TRIWULAN II | 100 % |
|----------------------------------|--------------|

| | |
|---------------------------------|--------------|
| HASIL CAPAIAN SEMESTER I | 100 % |
|---------------------------------|--------------|

| | |
|-----------------------------------|--------------|
| HASIL CAPAIAN TRIWULAN III | 100 % |
|-----------------------------------|--------------|

Angka waktu lapor hasil tes kritis laboratorium

| | | | | | | | | | | | | |
|----------------|--|-----|-----|-----|-----|-----|-----|-----|-----|-----|-----|-----|
| Formula | (Jumlah hasil kritis laboratorium yang dilaporkan ≤ 30 menit : Jumlah hasil kritis laboratorium) x 100 % | | | | | | | | | | | |
| | JAN | FEB | MAR | APR | MEI | JUN | JUL | AGS | SEP | OKT | NOV | DES |
| Pencapaian | 100 | 100 | 100 | 100 | 100 | 100 | 100 | 100 | 100 | | | |
| Target (Menit) | 100 | 100 | 100 | 100 | 100 | 100 | 100 | 100 | 100 | | | |
| Rerata | 100 | | | | | | | | | | | |



| | |
|---------------------------------|--------------|
| HASIL CAPAIAN TRIWULAN I | 100 % |
|---------------------------------|--------------|

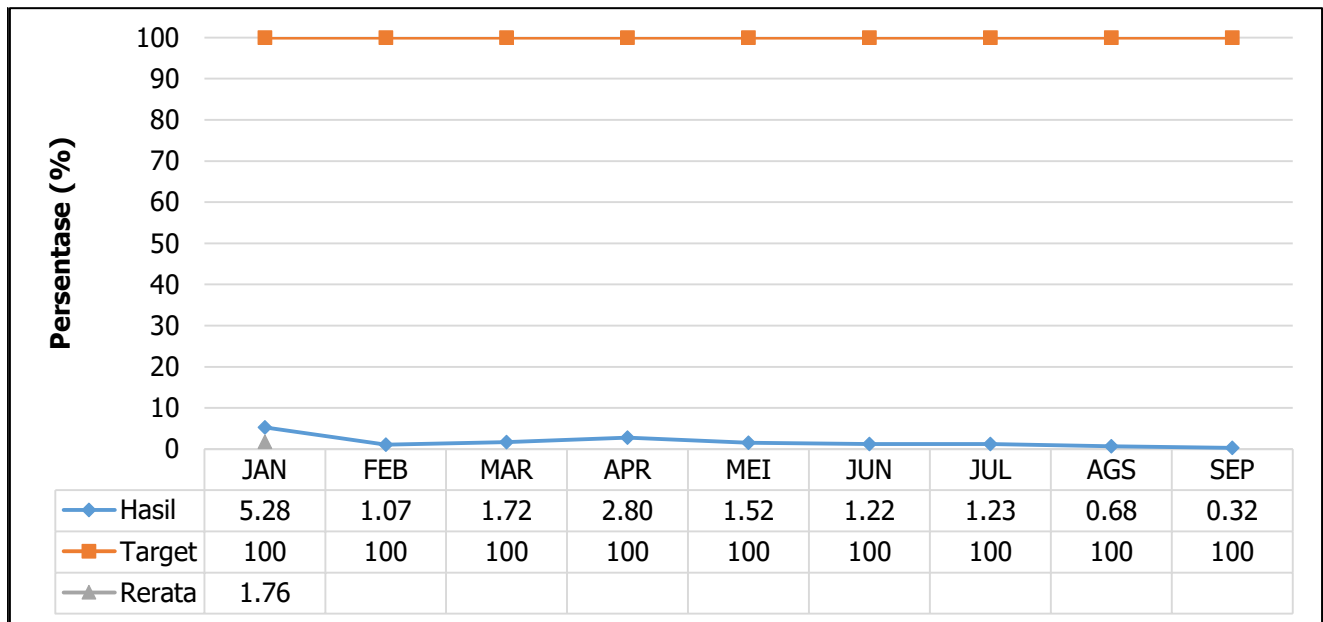
| | |
|----------------------------------|--------------|
| HASIL CAPAIAN TRIWULAN II | 100 % |
|----------------------------------|--------------|

| | |
|---------------------------------|--------------|
| HASIL CAPAIAN SEMESTER I | 100 % |
|---------------------------------|--------------|

| | |
|-----------------------------------|--------------|
| HASIL CAPAIAN TRIWULAN III | 100 % |
|-----------------------------------|--------------|

Angka kepatuhan melakukan TBaK saat menerima instruksi verbal melalui telepon

| | | | | | | | | | | | | |
|------------|---|------|------|------|------|------|------|------|------|-----|-----|-----|
| Formulasi | (Jumlah prosedur TBaK yang dilakukan oleh dokter/dokter jaga saat menerima instruksi verbal melalui telepon dan terdokumentasi dalam berkas rekam medis : Jumlah seluruh pelaporan dokter/dokter jaga ke DPJP/konsulen melalui telepon) x 100 % | | | | | | | | | | | |
| | JAN | FEB | MAR | APR | MEI | JUN | JUL | AGS | SEP | OKT | NOV | DES |
| Pencapaian | 5.28 | 1.07 | 1.72 | 2.80 | 1.52 | 1.22 | 1.23 | 0.68 | 0.32 | | | |
| Target (%) | 100 | 100 | 100 | 100 | 100 | 100 | 100 | 100 | 100 | | | |
| Rerata | 1.76 | | | | | | | | | | | |



| | |
|---------------------------------|---------------|
| HASIL CAPAIAN TRIWULAN I | 2.69 % |
|---------------------------------|---------------|

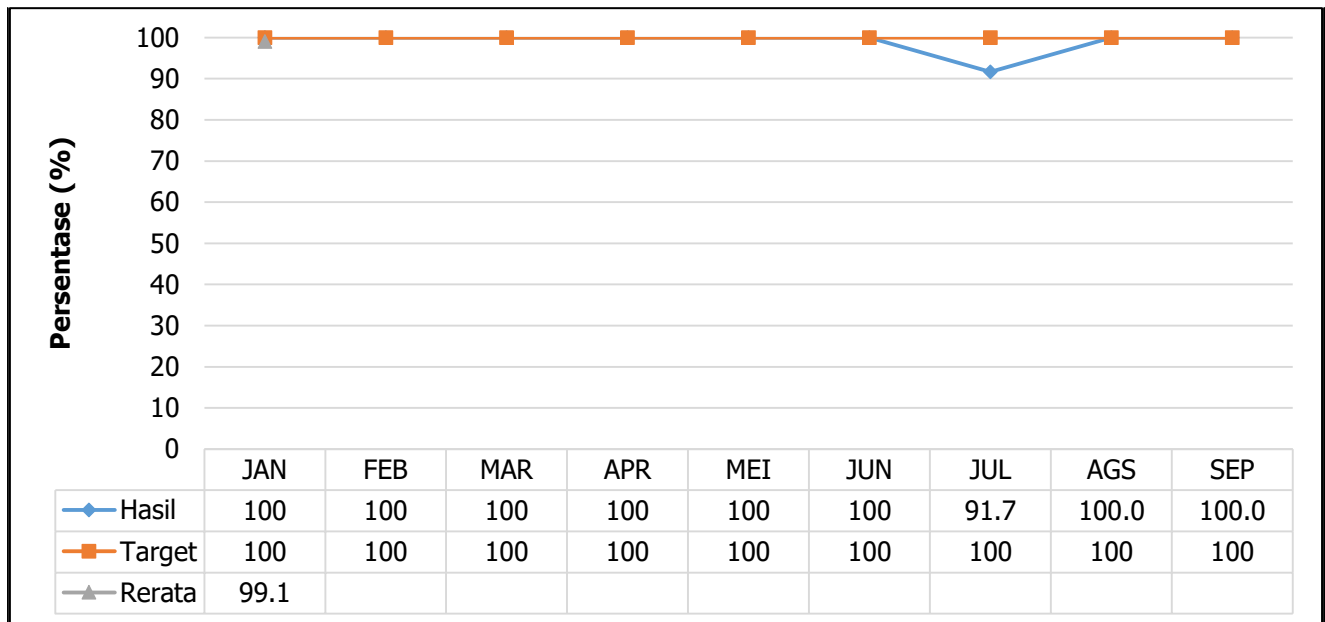
| | |
|----------------------------------|---------------|
| HASIL CAPAIAN TRIWULAN II | 1.85 % |
|----------------------------------|---------------|

| | |
|---------------------------------|---------------|
| HASIL CAPAIAN SEMESTER I | 2.27 % |
|---------------------------------|---------------|

| | |
|-----------------------------------|---------------|
| HASIL CAPAIAN TRIWULAN III | 0.74 % |
|-----------------------------------|---------------|

Angka Prosedur TBaK untuk tindak lanjut pelaporan nilai kritis hasil laboratorium

| | | | | | | | | | | | | |
|------------|--|-----|-----|-----|-----|-----|------|-------|-------|-----|-----|-----|
| Formula | (Jumlah instruksi lanjutan tentang pelaporan nilai kritis hasil laboratorium dari dokter kepada perawat yang dilakukan prosedur TBaK : Jumlah seluruh laporan nilai kritis hasil laboratorium) x 100 % | | | | | | | | | | | |
| | JAN | FEB | MAR | APR | MEI | JUN | JUL | AGS | SEP | OKT | NOV | DES |
| Pencapaian | 100 | 100 | 100 | 100 | 100 | 100 | 91.7 | 100.0 | 100.0 | | | |
| Target (%) | 100 | 100 | 100 | 100 | 100 | 100 | 100 | 100 | 100 | | | |
| Rerata | 99.1 | | | | | | | | | | | |



HASIL CAPAIAN TRIWULAN I

100.0 %

HASIL CAPAIAN TRIWULAN II

100.0 %

HASIL CAPAIAN SEMESTER I

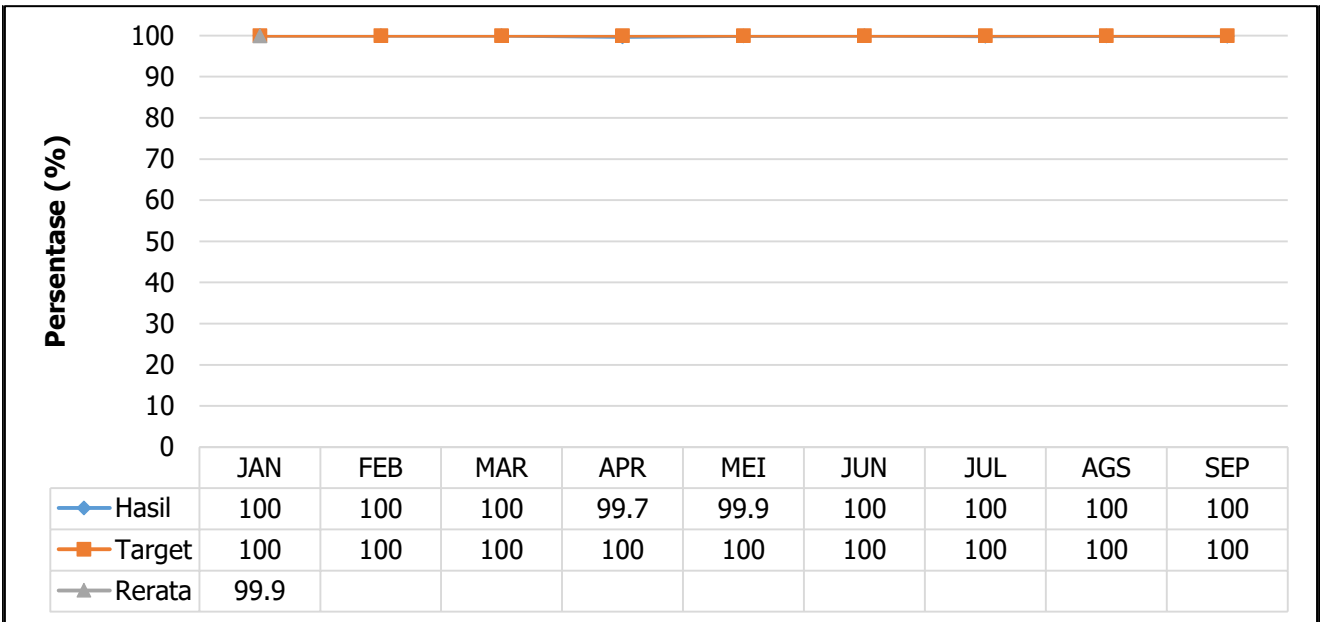
100.0 %

HASIL CAPAIAN TRIWULAN III

97.2 %

Kepatuhan penyimpanan elektrolit pekat

| | | | | | | | | | | | | |
|------------|---|-----|-----|------|------|-----|-----|-----|-----|-----|-----|-----|
| Formula | (Jumlah ruang rawat yang tidak menyimpan elektrolit pekat : Jumlah seluruh ruang rawat yang tidak boleh menyimpan elektrolit pekat) x 100 % | | | | | | | | | | | |
| | JAN | FEB | MAR | APR | MEI | JUN | JUL | AGS | SEP | OKT | NOV | DES |
| Pencapaian | 100 | 100 | 100 | 99.7 | 99.9 | 100 | 100 | 100 | 100 | | | |
| Target (%) | 100 | 100 | 100 | 100 | 100 | 100 | 100 | 100 | 100 | | | |
| Rerata | 99.9 | | | | | | | | | | | |



| | |
|---------------------------------|----------------|
| HASIL CAPAIAN TRIWULAN I | 100.0 % |
|---------------------------------|----------------|

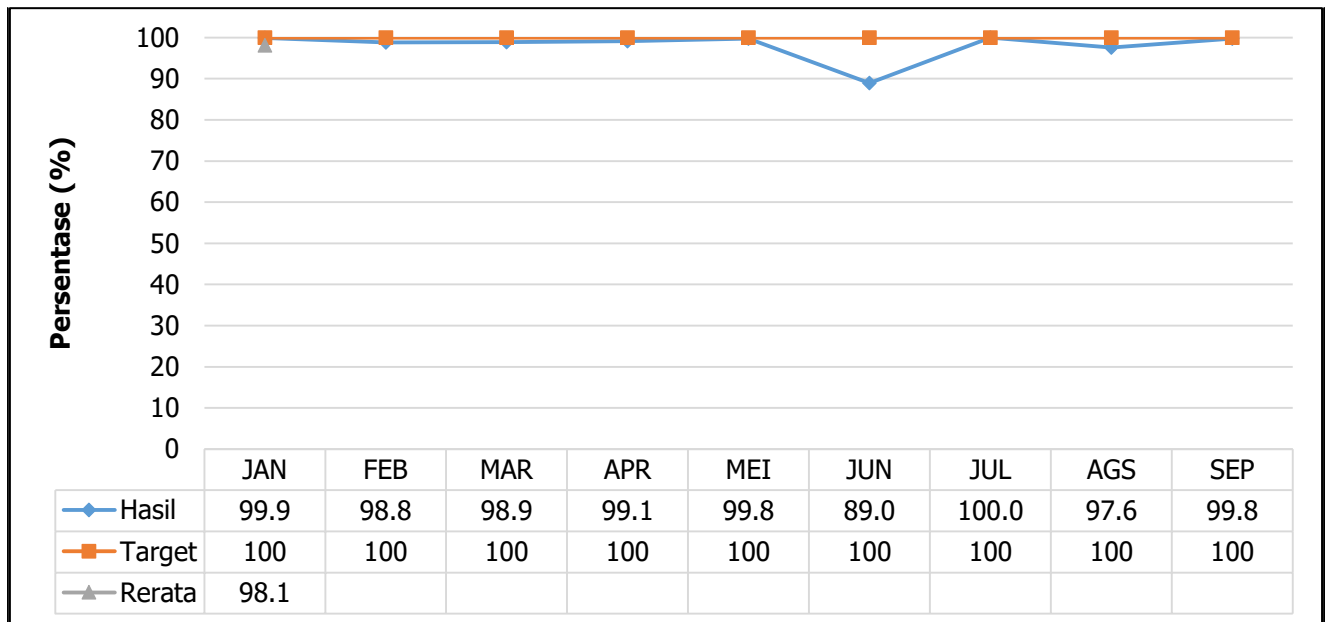
| | |
|----------------------------------|---------------|
| HASIL CAPAIAN TRIWULAN II | 99.9 % |
|----------------------------------|---------------|

| | |
|---------------------------------|---------------|
| HASIL CAPAIAN SEMESTER I | 99.9 % |
|---------------------------------|---------------|

| | |
|-----------------------------------|---------------|
| HASIL CAPAIAN TRIWULAN III | 99.9 % |
|-----------------------------------|---------------|

Pemberian label high alert pada obat kategori high alert

| | | | | | | | | | | | | |
|------------|---|------|------|------|------|------|-------|------|------|-----|-----|-----|
| Formula | (Jumlah obat dengan kategori high alert yang diberi label high alert : Jumlah seluruh obat dengan kategori high alert)) x 100 % | | | | | | | | | | | |
| | JAN | FEB | MAR | APR | MEI | JUN | JUL | AGS | SEP | OKT | NOV | DES |
| Pencapaian | 99.9 | 98.8 | 98.9 | 99.1 | 99.8 | 89.0 | 100.0 | 97.6 | 99.8 | | | |
| Target (%) | 100 | 100 | 100 | 100 | 100 | 100 | 100 | 100 | 100 | | | |
| Rerata | 98.1 | | | | | | | | | | | |



| | |
|---------------------------------|---------------|
| HASIL CAPAIAN TRIWULAN I | 99.2 % |
|---------------------------------|---------------|

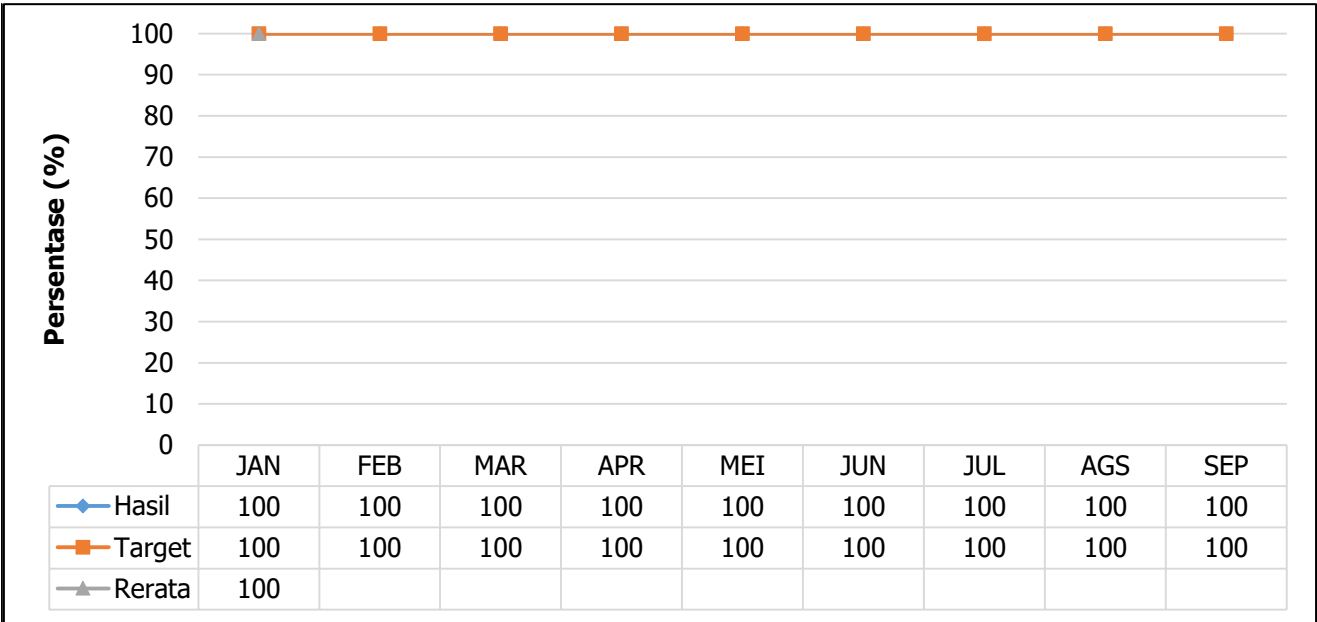
| | |
|----------------------------------|---------------|
| HASIL CAPAIAN TRIWULAN II | 96.0 % |
|----------------------------------|---------------|

| | |
|---------------------------------|---------------|
| HASIL CAPAIAN SEMESTER I | 97.6 % |
|---------------------------------|---------------|

| | |
|-----------------------------------|---------------|
| HASIL CAPAIAN TRIWULAN III | 99.1 % |
|-----------------------------------|---------------|

Angka kepatuhan penandaan sisi tubuh (Point of entry) pasien yang akan dikateterisasi

| | | | | | | | | | | | | |
|------------|---|-----|-----|-----|-----|-----|-----|-----|-----|-----|-----|-----|
| Formulasi | (Jumlah pasien yang diberi penandaan sisi tubuh oleh opeator sebelum dilakukan kateterisasi : Jumlah pasien yang dilakukan kateterisasi) x 100 % | | | | | | | | | | | |
| | JAN | FEB | MAR | APR | MEI | JUN | JUL | AGS | SEP | OKT | NOV | DES |
| Pencapaian | 100 | 100 | 100 | 100 | 100 | 100 | 100 | 100 | 100 | | | |
| Target (%) | 100 | 100 | 100 | 100 | 100 | 100 | 100 | 100 | 100 | | | |
| Rerata | 100 | | | | | | | | | | | |



| | |
|---------------------------------|--------------|
| HASIL CAPAIAN TRIWULAN I | 100 % |
|---------------------------------|--------------|

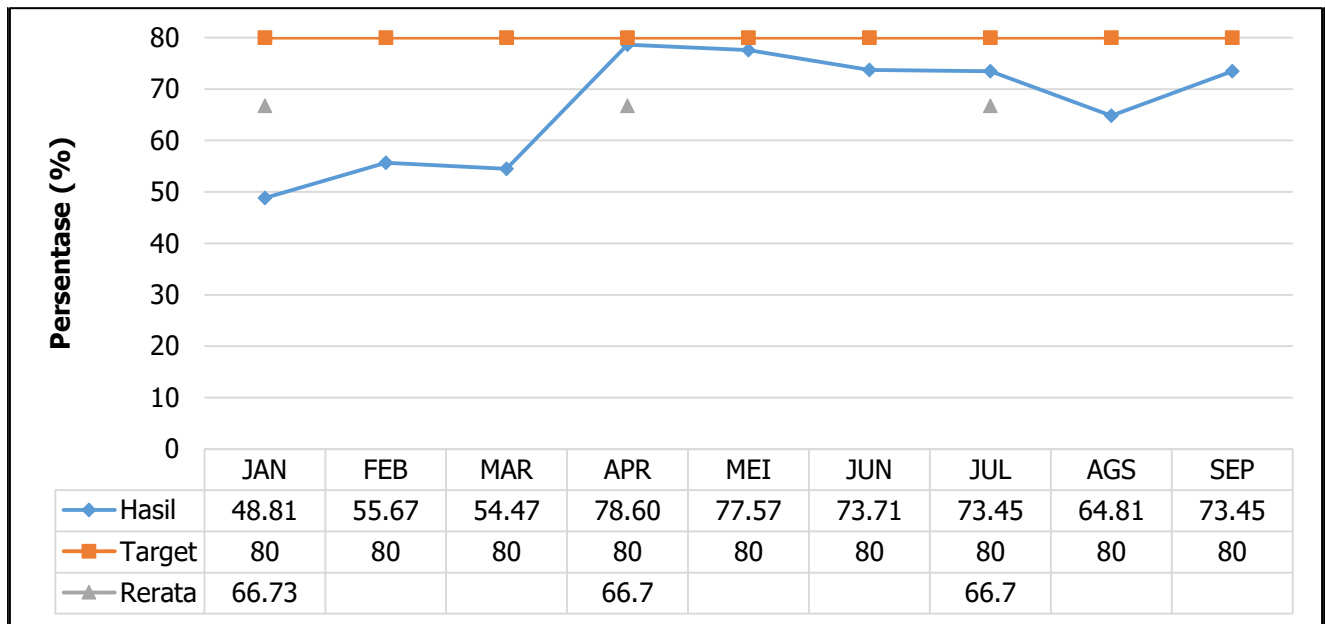
| | |
|----------------------------------|--------------|
| HASIL CAPAIAN TRIWULAN II | 100 % |
|----------------------------------|--------------|

| | |
|---------------------------------|--------------|
| HASIL CAPAIAN SEMESTER I | 100 % |
|---------------------------------|--------------|

| | |
|-----------------------------------|--------------|
| HASIL CAPAIAN TRIWULAN III | 100 % |
|-----------------------------------|--------------|

Angka kepatuhan kebersihan tangan

| | | | | | | | | | | | | |
|------------|---|-------|-------|-------|-------|-------|-------|-------|-------|-----|-----|-----|
| Formulasi | (Jumlah peluang yang dilakukan kebersihan tangan : Jumlah seluruh Peluang kebersihan tangan yang harus dilakukan) x 100 % | | | | | | | | | | | |
| | JAN | FEB | MAR | APR | MEI | JUN | JUL | AGS | SEP | OKT | NOV | DES |
| Pencapaian | 48.81 | 55.67 | 54.47 | 78.60 | 77.57 | 73.71 | 73.45 | 64.81 | 73.45 | | | |
| Target (%) | 80 | 80 | 80 | 80 | 80 | 80 | 80 | 80 | 80 | | | |
| Rerata | 66.73 | | | | | | | | | | | |



| | |
|---------------------------------|---------------|
| HASIL CAPAIAN TRIWULAN I | 53.0 % |
|---------------------------------|---------------|

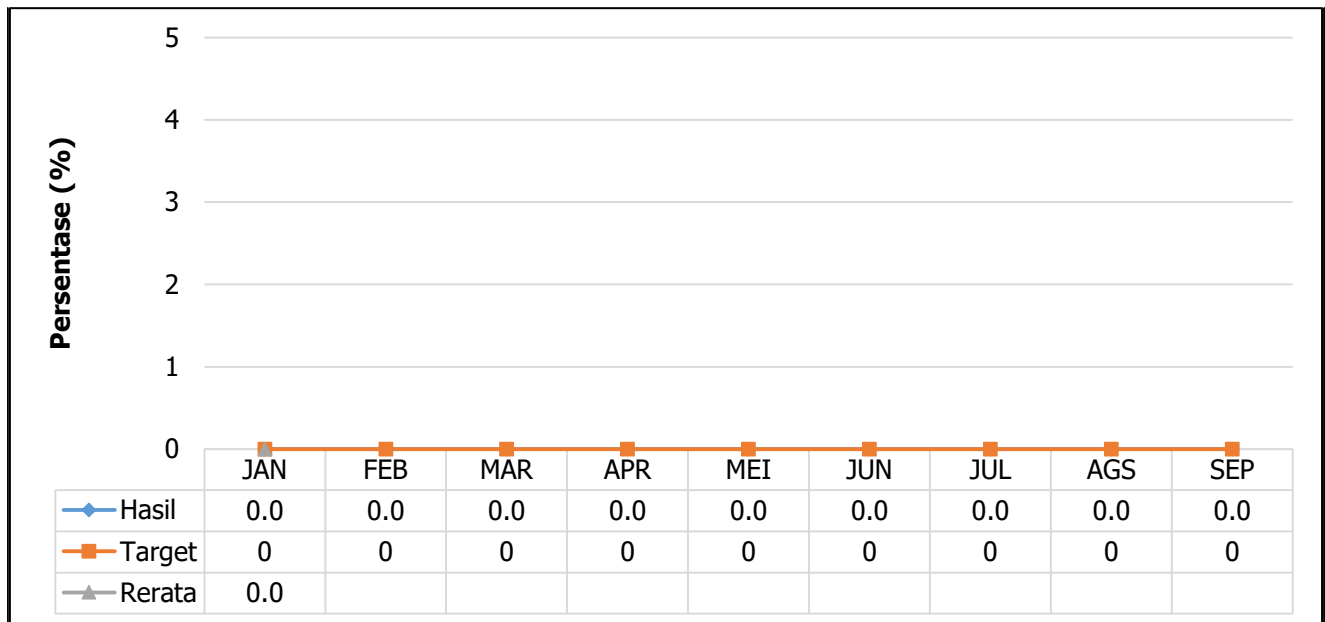
| | |
|----------------------------------|---------------|
| HASIL CAPAIAN TRIWULAN II | 76.6 % |
|----------------------------------|---------------|

| | |
|---------------------------------|---------------|
| HASIL CAPAIAN SEMESTER I | 64.8 % |
|---------------------------------|---------------|

| | |
|-----------------------------------|---------------|
| HASIL CAPAIAN TRIWULAN III | 70.6 % |
|-----------------------------------|---------------|

Angka Pasien jatuh di ruang perawatan

| | | | | | | | | | | | | |
|------------|--|-----|-----|-----|-----|-----|-----|-----|-----|-----|-----|-----|
| Formula | (Jumlah pasien yang jatuh dengan atau tanpa cedera : Jumlah seluruh pasien yang dirawat) x 100 % | | | | | | | | | | | |
| | JAN | FEB | MAR | APR | MEI | JUN | JUL | AGS | SEP | OKT | NOV | DES |
| Pencapaian | 0.0 | 0.0 | 0.0 | 0.0 | 0.0 | 0.0 | 0.0 | 0.0 | 0.0 | | | |
| Target (%) | 0 | 0 | 0 | 0 | 0 | 0 | 0 | 0 | 0 | | | |
| Rerata | 0.0 | | | | | | | | | | | |



| | |
|---------------------------------|------------|
| HASIL CAPAIAN TRIWULAN I | 0 % |
|---------------------------------|------------|

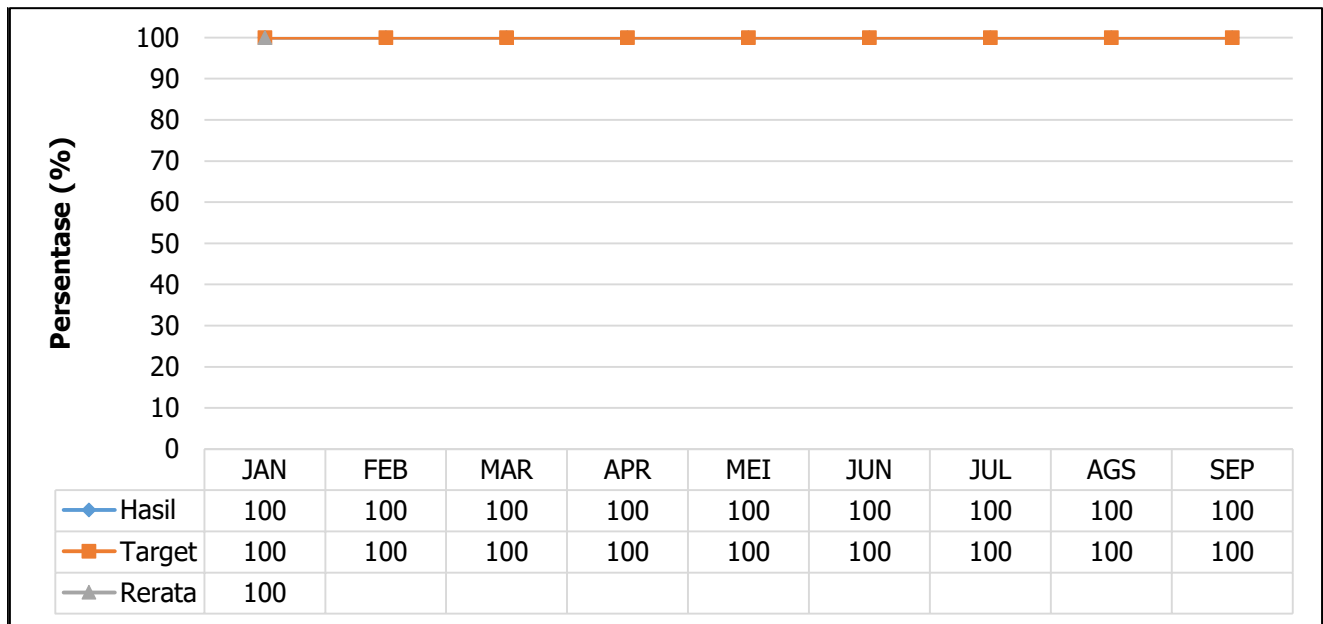
| | |
|----------------------------------|------------|
| HASIL CAPAIAN TRIWULAN II | 0 % |
|----------------------------------|------------|

| | |
|---------------------------------|------------|
| HASIL CAPAIAN SEMESTER I | 0 % |
|---------------------------------|------------|

| | |
|-----------------------------------|------------|
| HASIL CAPAIAN TRIWULAN III | 0 % |
|-----------------------------------|------------|

Angka identifikasi pasien risiko jatuh di Rawat Jalan dengan menggunakan pita kuning

| | | | | | | | | | | | | |
|------------|---|-----|-----|-----|-----|-----|-----|-----|-----|-----|-----|-----|
| Formulasi | (Jumlah pasien dengan risiko jatuh yang dipasang pita kuning : Jumlah seluruh pasien rawat jalan dengan risiko jatuh) x 100 % | | | | | | | | | | | |
| | JAN | FEB | MAR | APR | MEI | JUN | JUL | AGS | SEP | OKT | NOV | DES |
| Pencapaian | 100 | 100 | 100 | 100 | 100 | 100 | 100 | 100 | 100 | | | |
| Target (%) | 100 | 100 | 100 | 100 | 100 | 100 | 100 | 100 | 100 | | | |
| Rerata | 100 | | | | | | | | | | | |



| | |
|---------------------------------|--------------|
| HASIL CAPAIAN TRIWULAN I | 100 % |
|---------------------------------|--------------|

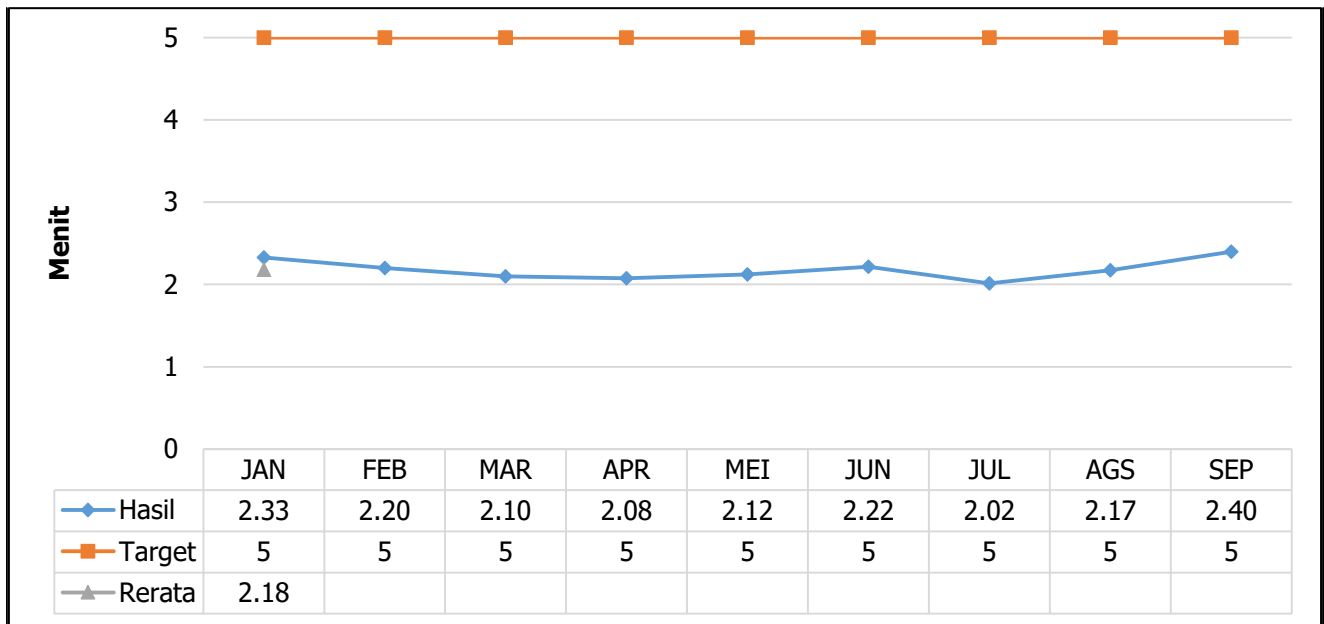
| | |
|----------------------------------|--------------|
| HASIL CAPAIAN TRIWULAN II | 100 % |
|----------------------------------|--------------|

| | |
|---------------------------------|--------------|
| HASIL CAPAIAN SEMESTER I | 100 % |
|---------------------------------|--------------|

| | |
|-----------------------------------|--------------|
| HASIL CAPAIAN TRIWULAN III | 100 % |
|-----------------------------------|--------------|

ERT 1 ≤ 5 Menit

| | | | | | | | | | | | | |
|------------|---|------|------|------|------|------|------|------|------|-----|-----|-----|
| Formulasi | (Jumlah kumulatif waktu yang dibutuhkan sejak pasien tiba di IGD, di triage sampai mendapat pelayanan dokter IGD : Jumlah seluruh pasien IGD) | | | | | | | | | | | |
| | JAN | FEB | MAR | APR | MEI | JUN | JUL | AGS | SEP | OKT | NOV | DES |
| Pencapaian | 2.33 | 2.20 | 2.10 | 2.08 | 2.12 | 2.22 | 2.02 | 2.17 | 2.40 | | | |
| Target (%) | 5 | 5 | 5 | 5 | 5 | 5 | 5 | 5 | 5 | | | |
| Rerata | 2.18 | | | | | | | | | | | |



| | |
|---------------------------------|-------------------|
| HASIL CAPAIAN TRIWULAN I | 2.21 Menit |
|---------------------------------|-------------------|

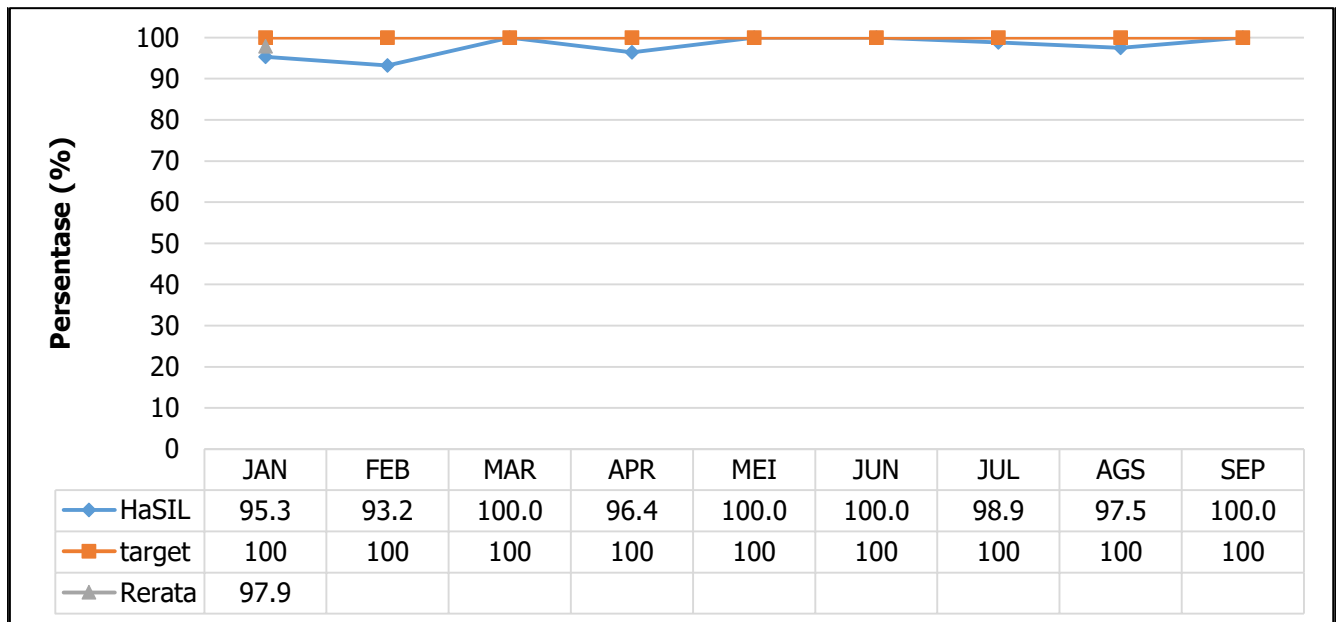
| | |
|----------------------------------|-------------------|
| HASIL CAPAIAN TRIWULAN II | 2.14 Menit |
|----------------------------------|-------------------|

| | |
|---------------------------------|-------------------|
| HASIL CAPAIAN SEMESTER I | 2.17 Menit |
|---------------------------------|-------------------|

| | |
|-----------------------------------|-------------------|
| HASIL CAPAIAN TRIWULAN III | 2.20 Menit |
|-----------------------------------|-------------------|

Angka kelengkapan asesmen awal medis dalam 24 jam pada pasien rawat inap

| | | | | | | | | | | | | |
|------------|---|------|-------|------|-------|-------|------|------|-------|-----|-----|-----|
| Formula | Jumlah pasien baru yang mendapat asesmen awal oleh dokter dalam 24 jam pertama setelah pasien dinyatakan rawat inap secara lengkap : Jumlah seluruh pasien baru yang di rawat inap) x 100 % | | | | | | | | | | | |
| | JAN | FEB | MAR | APR | MEI | JUN | JUL | AGS | SEP | OKT | NOV | DES |
| Pencapaian | 95.3 | 93.2 | 100.0 | 96.4 | 100.0 | 100.0 | 98.9 | 97.5 | 100.0 | | | |
| Target (%) | 100 | 100 | 100 | 100 | 100 | 100 | 100 | 100 | 100 | | | |
| Rerata | 97.9 | | | | | | | | | | | |



| | |
|---------------------------------|---------------|
| HASIL CAPAIAN TRIWULAN I | 96.2 % |
|---------------------------------|---------------|

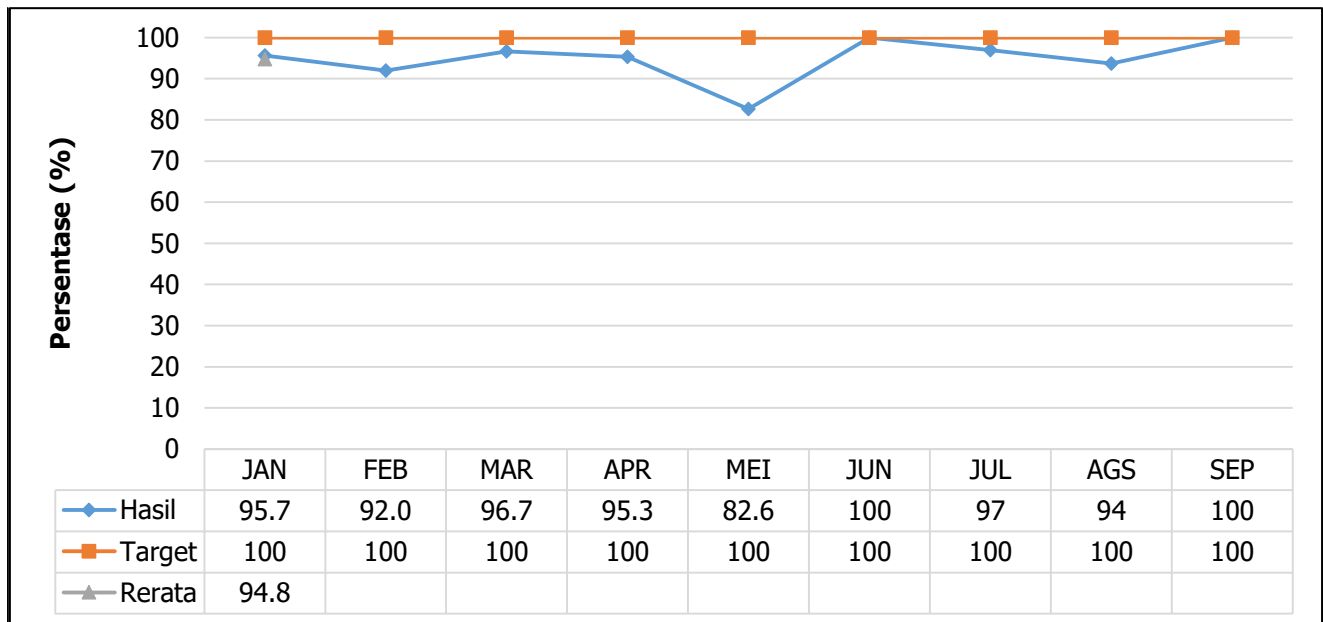
| | |
|----------------------------------|---------------|
| HASIL CAPAIAN TRIWULAN II | 98.8 % |
|----------------------------------|---------------|

| | |
|---------------------------------|---------------|
| HASIL CAPAIAN SEMESTER I | 97.5 % |
|---------------------------------|---------------|

| | |
|-----------------------------------|---------------|
| HASIL CAPAIAN TRIWULAN III | 98.8 % |
|-----------------------------------|---------------|

Angka kelengkapan asesmen awal keperawatan dalam 24 jam pada pasien rawat inap

| | | | | | | | | | | | | |
|------------|---|------|------|------|------|-----|-----|-----|-----|-----|-----|-----|
| Formulasi | (Jumlah pasien baru yang mendapat asesmen awal oleh perawat dalam 24 jam pertama setelah pasien dinyatakan rawat inap secara lengkap : Jumlah seluruh pasien baru yang di rawat inap) x 100 % | | | | | | | | | | | |
| | JAN | FEB | MAR | APR | MEI | JUN | JUL | AGS | SEP | OKT | NOV | DES |
| Pencapaian | 95.7 | 92.0 | 96.7 | 95.3 | 82.6 | 100 | 97 | 94 | 100 | | | |
| Target (%) | 100 | 100 | 100 | 100 | 100 | 100 | 100 | 100 | 100 | | | |
| Rerata | 94.8 | | | | | | | | | | | |



| | |
|---------------------------------|---------------|
| HASIL CAPAIAN TRIWULAN I | 94.8 % |
|---------------------------------|---------------|

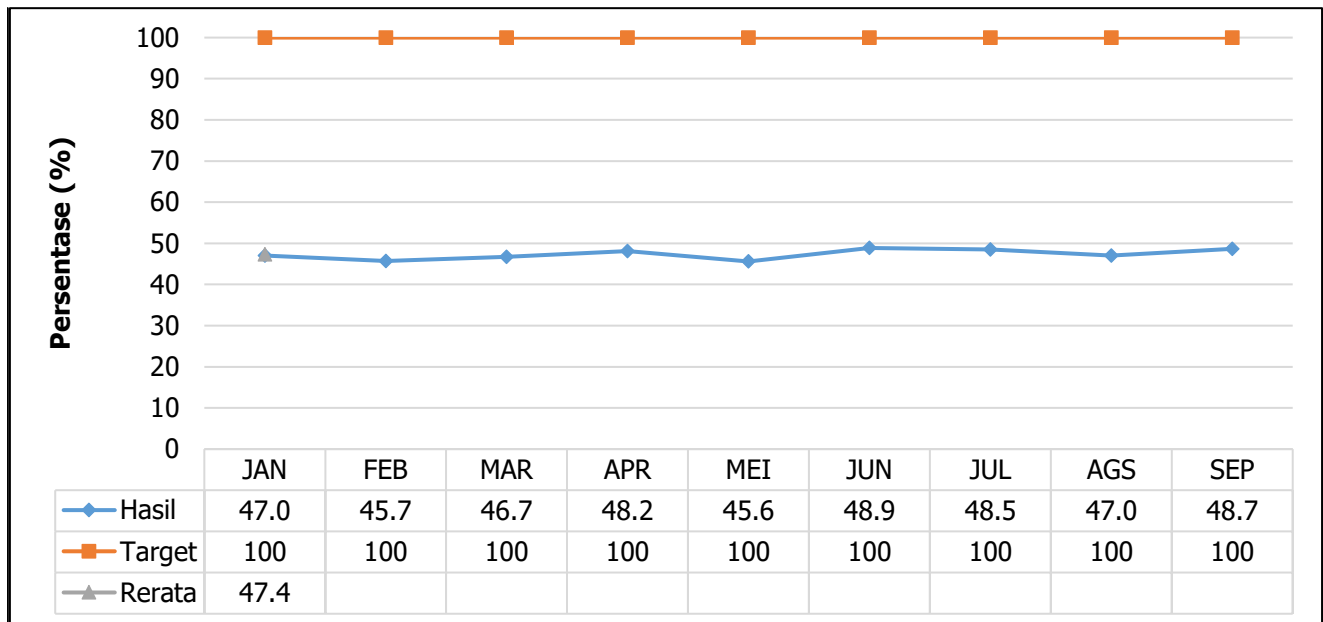
| | |
|----------------------------------|---------------|
| HASIL CAPAIAN TRIWULAN II | 92.7 % |
|----------------------------------|---------------|

| | |
|---------------------------------|---------------|
| HASIL CAPAIAN SEMESTER I | 93.7 % |
|---------------------------------|---------------|

| | |
|-----------------------------------|---------------|
| HASIL CAPAIAN TRIWULAN III | 96.9 % |
|-----------------------------------|---------------|

Angka waktu tunggu hasil pemeriksaan laboratorium ≤ 60 menit

| | | | | | | | | | | | | |
|------------|--|------|------|------|------|------|------|------|------|-----|-----|-----|
| Formula | (Jumlah pasien yang menerima hasil pemeriksaan laboratorium ≤ 140 Menit : Jumlah seluruh pasien melakukan pemeriksaan di laboratorium (darah lengkap dan kimia klinik) x 100 % | | | | | | | | | | | |
| | JAN | FEB | MAR | APR | MEI | JUN | JUL | AGS | SEP | OKT | NOV | DES |
| Pencapaian | 47.0 | 45.7 | 46.7 | 48.2 | 45.6 | 48.9 | 48.5 | 47.0 | 48.7 | | | |
| Target (%) | 100 | 100 | 100 | 100 | 100 | 100 | 100 | 100 | 100 | | | |
| Rerata | 47.4 | | | | | | | | | | | |



| | |
|---------------------------------|---------------|
| HASIL CAPAIAN TRIWULAN I | 46.5 % |
|---------------------------------|---------------|

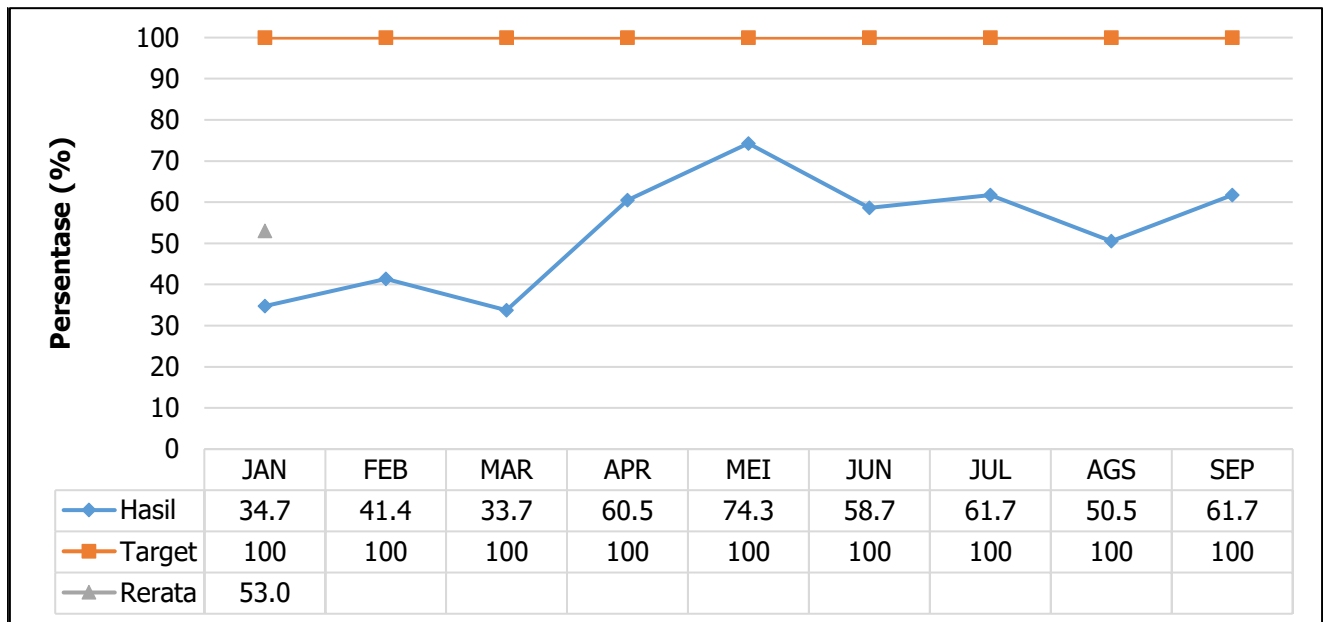
| | |
|----------------------------------|---------------|
| HASIL CAPAIAN TRIWULAN II | 47.5 % |
|----------------------------------|---------------|

| | |
|---------------------------------|---------------|
| HASIL CAPAIAN SEMESTER I | 47.0 % |
|---------------------------------|---------------|

| | |
|-----------------------------------|---------------|
| HASIL CAPAIAN TRIWULAN III | 48.1 % |
|-----------------------------------|---------------|

Angka waktu tunggu hasil pemeriksaan foto thoraks elektif ≤ 3 jam

| | | | | | | | | | | | | |
|------------|--|------|------|------|------|------|------|------|------|-----|-----|-----|
| Formulasi | (Jumlah pasien yang menerima hasil pemeriksaan thoraks foto ≤ 3 jam : Jumlah pasien yang dilakukan pemeriksaan thoraks foto) x 100 % | | | | | | | | | | | |
| | JAN | FEB | MAR | APR | MEI | JUN | JUL | AGS | SEP | OKT | NOV | DES |
| Pencapaian | 34.7 | 41.4 | 33.7 | 60.5 | 74.3 | 58.7 | 61.7 | 50.5 | 61.7 | | | |
| Target (%) | 100 | 100 | 100 | 100 | 100 | 100 | 100 | 100 | 100 | | | |
| Rerata | 53.0 | | | | | | | | | | | |



| | |
|---------------------------------|---------------|
| HASIL CAPAIAN TRIWULAN I | 36.6 % |
|---------------------------------|---------------|

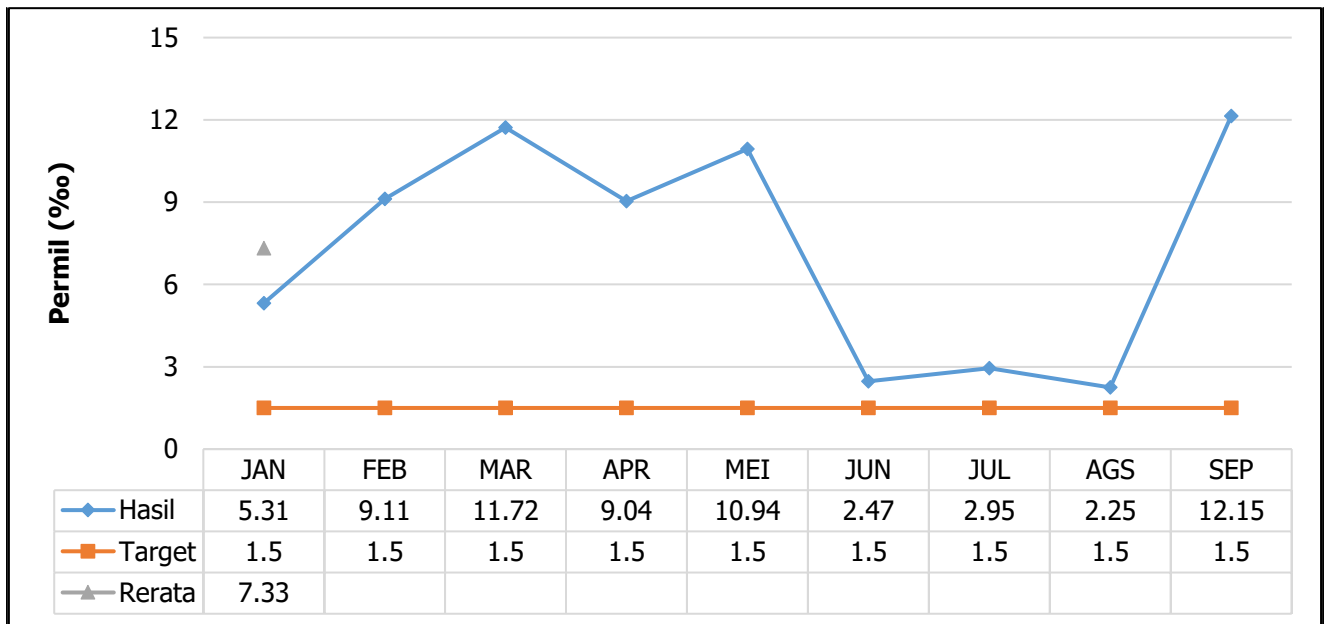
| | |
|----------------------------------|---------------|
| HASIL CAPAIAN TRIWULAN II | 64.5 % |
|----------------------------------|---------------|

| | |
|---------------------------------|---------------|
| HASIL CAPAIAN SEMESTER I | 50.5 % |
|---------------------------------|---------------|

| | |
|-----------------------------------|---------------|
| HASIL CAPAIAN TRIWULAN III | 58.0 % |
|-----------------------------------|---------------|

Angka Phlebitis

| | | | | | | | | | | | | |
|------------|--|------|-------|------|-------|------|------|------|-------|-----|-----|-----|
| Formulasi | (Jumlah seluruh pasien rawat inap yang dipasang IVL dan mengalami phlebitis : Jumlah seluruh pasien rawat inap yang terpasang IVL) x 1000 ‰ | | | | | | | | | | | |
| | JAN | FEB | MAR | APR | MEI | JUN | JUL | AGS | SEP | OKT | NOV | DES |
| Pencapaian | 5.31 | 9.11 | 11.72 | 9.04 | 10.94 | 2.47 | 2.95 | 2.25 | 12.15 | | | |
| Target (%) | 1.5 | 1.5 | 1.5 | 1.5 | 1.5 | 1.5 | 1.5 | 1.5 | 1.5 | | | |
| Rerata | 7.33 | | | | | | | | | | | |



| | |
|---------------------------------|---------------|
| HASIL CAPAIAN TRIWULAN I | 8.72 ‰ |
|---------------------------------|---------------|

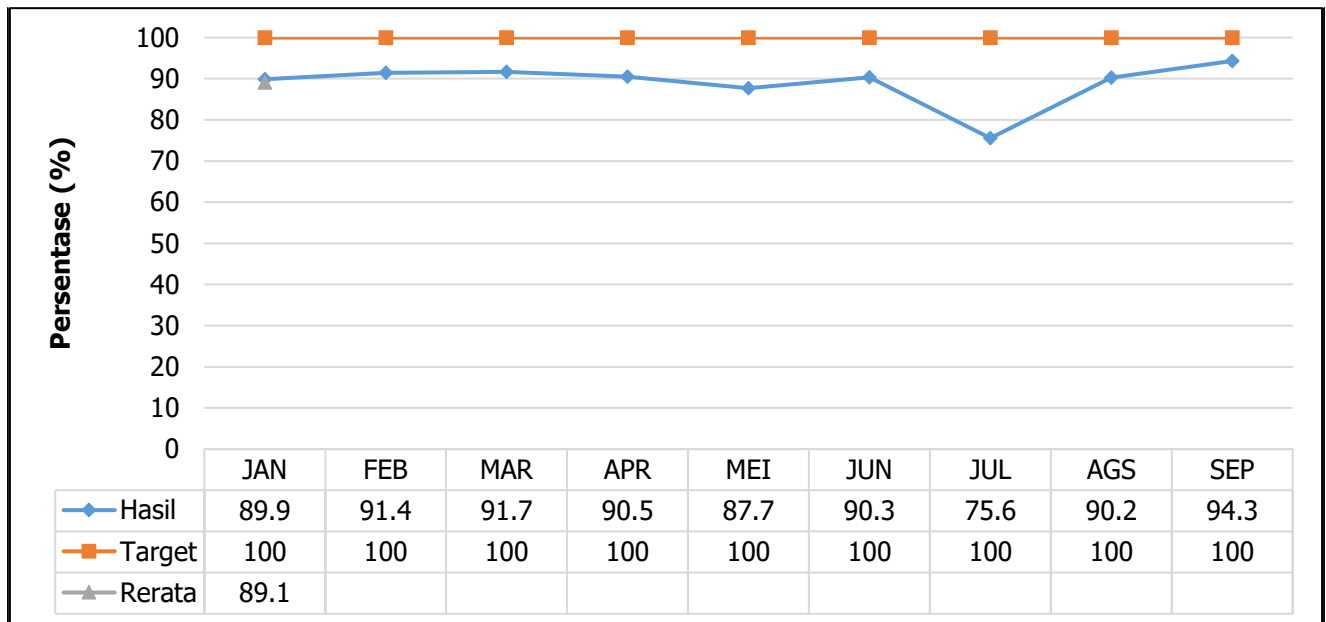
| | |
|----------------------------------|---------------|
| HASIL CAPAIAN TRIWULAN II | 7.48 ‰ |
|----------------------------------|---------------|

| | |
|---------------------------------|---------------|
| HASIL CAPAIAN SEMESTER I | 8.10 ‰ |
|---------------------------------|---------------|

| | |
|-----------------------------------|---------------|
| HASIL CAPAIAN TRIWULAN III | 5.78 ‰ |
|-----------------------------------|---------------|

Angka ketepatan jam visite dokter spesialis (jam 06.00 s.d 12.00 Wita)

| | | | | | | | | | | | | |
|------------|---|------|------|------|------|------|------|------|------|-----|-----|-----|
| Formula | (Jumlah visite dokter spesialis sesuai waktu yang ditetapkan (jam 06.00 s/d 10.00 Wita) : Jumlah visite dokter spesialis yang harus dilaksanakan) x 100 % | | | | | | | | | | | |
| | JAN | FEB | MAR | APR | MEI | JUN | JUL | AGS | SEP | OKT | NOV | DES |
| Pencapaian | 89.9 | 91.4 | 91.7 | 90.5 | 87.7 | 90.3 | 75.6 | 90.2 | 94.3 | | | |
| Target (%) | 100 | 100 | 100 | 100 | 100 | 100 | 100 | 100 | 100 | | | |
| Rerata | 89.1 | | | | | | | | | | | |



HASIL CAPAIAN TRIWULAN I

91.0 %

HASIL CAPAIAN TRIWULAN II

89.5 %

HASIL CAPAIAN SEMESTER I

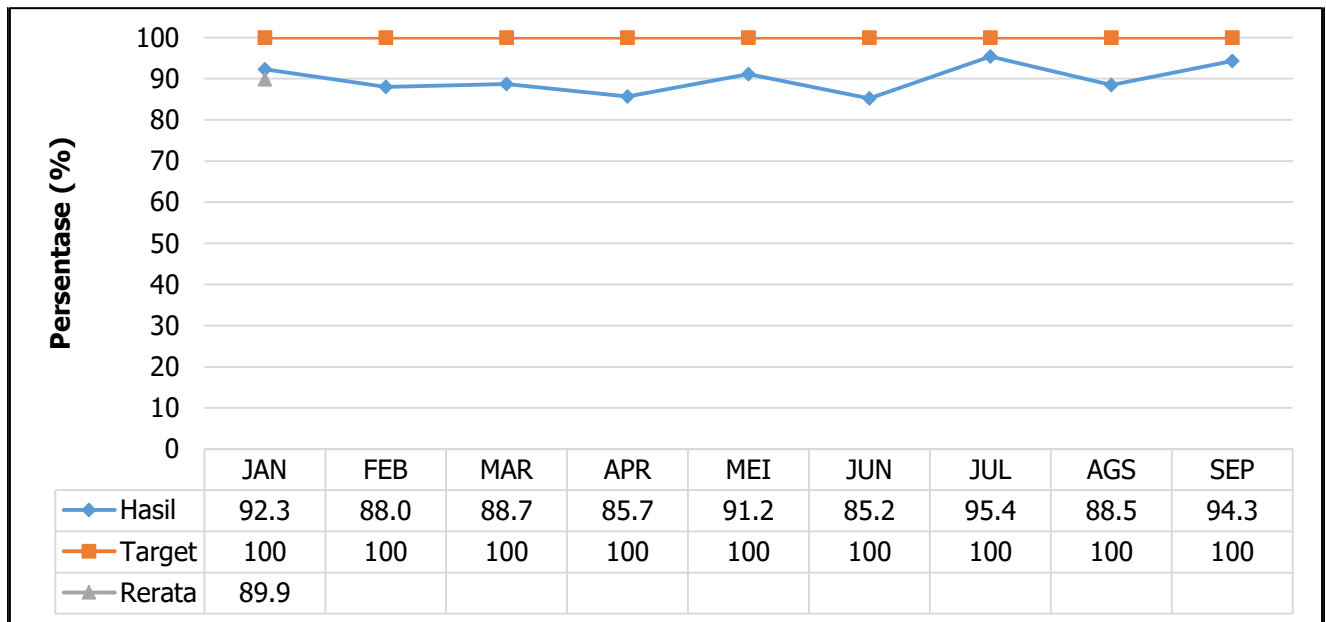
90.2 %

HASIL CAPAIAN TRIWULAN III

86.7 %

Angka kelengkapan pengisian berkas rekam medis pasien saat pasien dinyatakan pulang

| | | | | | | | | | | | | |
|------------|---|------|------|------|------|------|------|------|------|-----|-----|-----|
| Formula | (Jumlah rekam medis pasien pulang yang diisi lengkap 1x24 jam saat pasien dinyatakan pulang : Jumlah seluruh rekam medis pasien yang pulang) x 100 % | | | | | | | | | | | |
| | JAN | FEB | MAR | APR | MEI | JUN | JUL | AGS | SEP | OKT | NOV | DES |
| Pencapaian | 92.3 | 88.0 | 88.7 | 85.7 | 91.2 | 85.2 | 95.4 | 88.5 | 94.3 | | | |
| Target (%) | 100 | 100 | 100 | 100 | 100 | 100 | 100 | 100 | 100 | | | |
| Rerata | 89.9 | | | | | | | | | | | |



| | | |
|---------------------------------|-------------|----------|
| HASIL CAPAIAN TRIWULAN I | 89.7 | % |
|---------------------------------|-------------|----------|

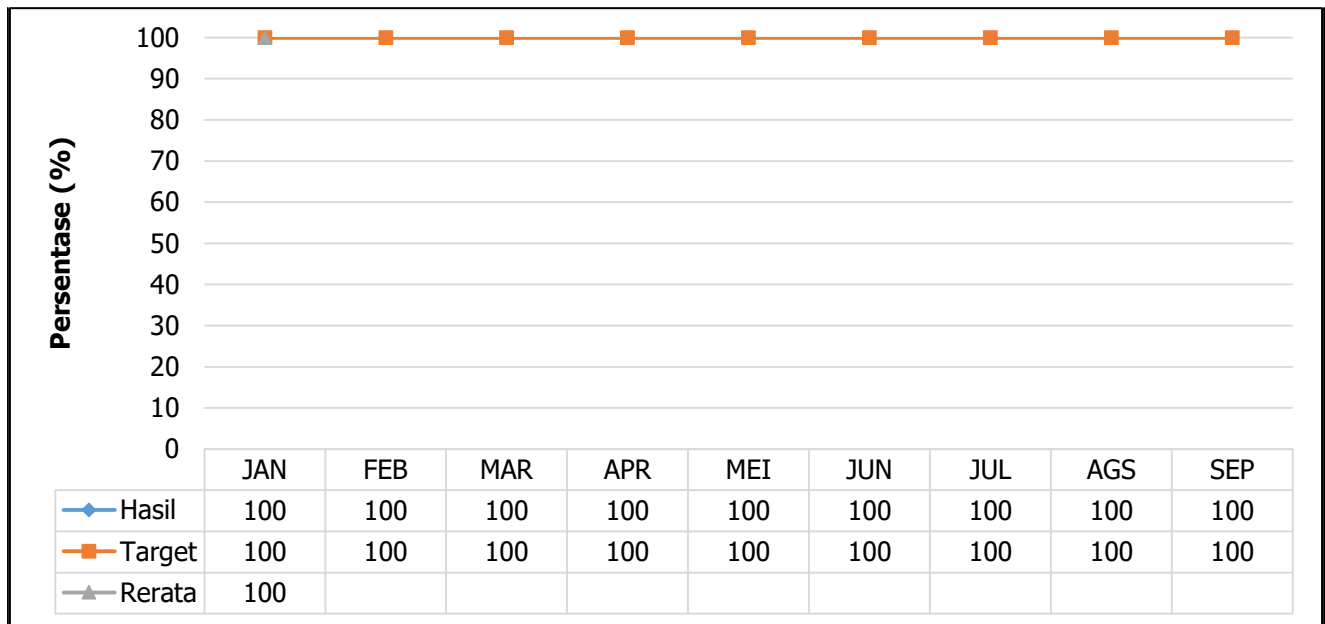
| | | |
|----------------------------------|-------------|----------|
| HASIL CAPAIAN TRIWULAN II | 87.3 | % |
|----------------------------------|-------------|----------|

| | | |
|---------------------------------|-------------|----------|
| HASIL CAPAIAN SEMESTER I | 88.5 | % |
|---------------------------------|-------------|----------|

| | | |
|-----------------------------------|-------------|----------|
| HASIL CAPAIAN TRIWULAN III | 92.7 | % |
|-----------------------------------|-------------|----------|

Angka kepatuhan terhadap clinical pathway

| | | | | | | | | | | | | |
|------------|--|-----|-----|-----|-----|-----|-----|-----|-----|-----|-----|-----|
| Formula | (Jumlah formulir clinical pathway yang diisi lengkap : Jumlah seluruh pasien yang masuk dalam kriteria clinical pathway) x 100 % | | | | | | | | | | | |
| | JAN | FEB | MAR | APR | MEI | JUN | JUL | AGS | SEP | OKT | NOV | DES |
| Pencapaian | 100 | 100 | 100 | 100 | 100 | 100 | 100 | 100 | 100 | | | |
| Target (%) | 100 | 100 | 100 | 100 | 100 | 100 | 100 | 100 | 100 | | | |
| Rerata | 100 | | | | | | | | | | | |



| | |
|---------------------------------|--------------|
| HASIL CAPAIAN TRIWULAN I | 100 % |
|---------------------------------|--------------|

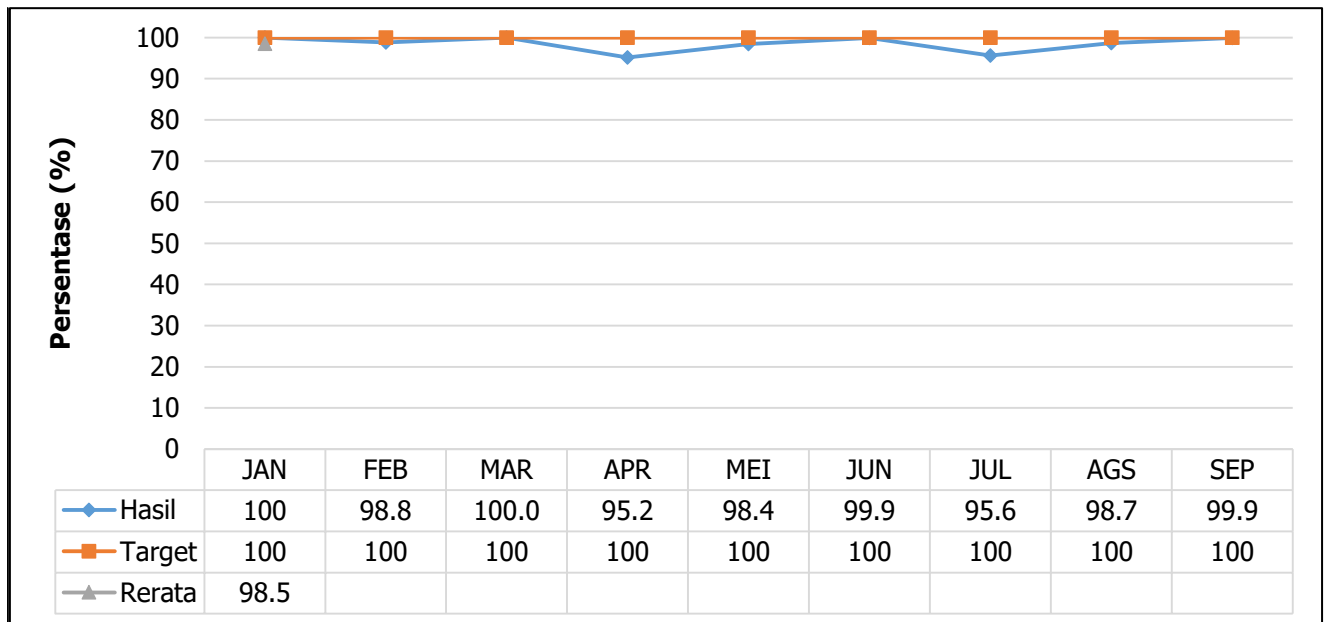
| | |
|----------------------------------|--------------|
| HASIL CAPAIAN TRIWULAN II | 100 % |
|----------------------------------|--------------|

| | |
|---------------------------------|--------------|
| HASIL CAPAIAN SEMESTER I | 100 % |
|---------------------------------|--------------|

| | |
|-----------------------------------|--------------|
| HASIL CAPAIAN TRIWULAN III | 100 % |
|-----------------------------------|--------------|

Angka kepatuhan penggunaan formularium nasional (fornas)

| | | | | | | | | | | | | |
|------------|---|------|-------|------|------|------|------|------|------|-----|-----|-----|
| Formula | (Jumah resep sesuai formularium : Jumlah seluruh resep yang diterima) x 100 % | | | | | | | | | | | |
| | JAN | FEB | MAR | APR | MEI | JUN | JUL | AGS | SEP | OKT | NOV | DES |
| Pencapaian | 100 | 98.8 | 100.0 | 95.2 | 98.4 | 99.9 | 95.6 | 98.7 | 99.9 | | | |
| Target (%) | 100 | 100 | 100 | 100 | 100 | 100 | 100 | 100 | 100 | | | |
| Rerata | 98.5 | | | | | | | | | | | |



| | | |
|---------------------------------|-------------|----------|
| HASIL CAPAIAN TRIWULAN I | 99.6 | % |
|---------------------------------|-------------|----------|

| | | |
|----------------------------------|-------------|----------|
| HASIL CAPAIAN TRIWULAN II | 97.8 | % |
|----------------------------------|-------------|----------|

| | | |
|---------------------------------|-------------|----------|
| HASIL CAPAIAN SEMESTER I | 98.7 | % |
|---------------------------------|-------------|----------|

| | | |
|-----------------------------------|-------------|----------|
| HASIL CAPAIAN TRIWULAN III | 98.1 | % |
|-----------------------------------|-------------|----------|